

DIMENSIONAL

CCSW SIGN SYSTEMS CATALOG



+
**PRECISION
CUT ACRYLIC**
+
**PRECISION
CUT METAL
FACE**
+
**PRECISION
CUT SOLID
METAL**
+
CAST METAL
+
FABRICATED
+
**CUSTOM
FABRICATED**

2018 Edition

CORPUS CHRISTI STAMP WORKS, INC.
CCSW
Architectural Graphics and Sign Systems
www.ccswwsignsystems.com

CCSW

Dimensional letters add reliability and sophistication to your company or organization, which makes you stand out from the crowd. There are several materials to choose from including aluminum, bronze, brass, acrylic or foam with a variety of finishes. Dimensional letters can be used for interior or exterior applications; they can serve as a functional sign or decorative piece.



Bring Visual Communication
In The 21st Century

Visual Communication has always been around. The only thing that has changed is the technology. With a diverse and talented team using the latest state of the art equipment, CCSW is an obvious choice to communicate your message.



CCSW utilizes CNC and laser technology which gives us the ability to produce an exact replica of your logo or company name from metal or plastic.

The Possibilities are endless when it comes to dimensional graphics. Let our knowledgeable project management team assist you in creating a custom look that will make the biggest impact on your intended audience.

- + BUILDING SIGNAGE
- + BUILDING IDENTIFICATION
- + BUILDING GRAPHICS
- + ENVIRONMENTAL GRAPHICS
- + FACILITY SIGNAGE

Precision Cut Acrylic

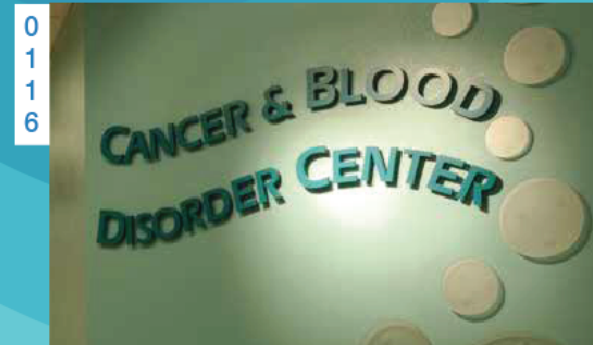
Acrylic is precision cut using computer-aided laser or CNC router technology. This state of art equipment allows for intricate detail, sharp corners and can produce an exact dimensional replica from a vector file. Acrylic is suitable for interior or exterior environments.



PAINTED ACRYLIC LOGO 1/2" THICK



37" PAINTED LOGO WITH DIGITAL PRINT OVERLAY 1/8" THICK



6" PAINTED ACRYLIC LETTER, PROJECTED MOUNTED 1/2" THICK



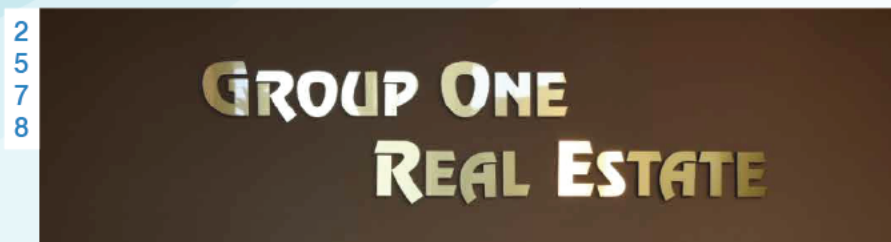
24" PAINTED ACRYLIC LETTERS 1/4" THICK

Metal Face Letters/ Graphics

CCSW also offers precision cut metal faced letters. Metal faced letters look elegant, professional and are lightweight. A thin metal sheet is bonded to an acrylic substrate, giving the illusion of solid metal. This is a great option for interior applications, where a high quality look is desired for a cost effective price. Choose from a clear or black acrylic core.



12" SATIN ALUMINUM METAL FACE OVER 1/4" CLEAR ACRYLIC SUBSTRATE



6" REVUE BT FONT, SATIN BRASS FACE OVER 3/8" BLACK ACRYLIC

Precision Cut Metal

Precision cut lettering and graphics provides a superior, detailed cut using CNC router technology. There is no limit to the types of designs we can produce. Available materials are aluminum, bronze or brass. Metal is durable and suitable for interior or exterior environments.

0
7
8
9



9" HIGH PAINTED ALUMINUM

5
1
6
9



12" HIGH PAINTED ALUMINUM LETTERS, BAR MOUNTED, 48" HIGH MASCOT WITH DIGITAL PRINTED GRAPHICS

4
3
5
6



4", 6", 8" AND 9" HIGH WITH 3/16" THICK ALUMINUM LETTERS WITH 3" STAND OFFS

9
8
4
2



15" HIGH PAINTED ALUMINUM LETTERS AND LOGO, CUSTOM MOUNTING BRACKETS

1
3
2
6



12" HIGH PAINTED ALUMINUM WITH 1/2" PROJECTION

0
9
3
1



LOGO 9" HIGH PAINTED ALUMINUM LETTERS 42" HIGH PAINTED ALUMINUM LOGO

0
9
3
1



108" HIGH PAINTED ALUMINUM MASCOT, 16" H & 12" H PAINTED ALUMINUM LETTERS

Cast Metal

Cast metal lettering and graphics add a dimensional feature to an otherwise flat surface. Casting is an economical option for multiple set orders with a wide variety of fonts, graphics, finishes, and mounting. Cast metal lettering and graphics can also be back-lit.

1
6
0
8



4" HIGH CAST ALUMINUM WITH POLISHED FACE, RECESSED INTO WOODEN PLAQUE

7
8
6
4



30" HIGH CAST ALUMINUM PAINTED FINISH

1
0
3
8



TOTAL LETTER HEIGHT WITH GRAPHIC 6'-1/2" HIGH, CAST ALUMINUM PAINTED FINISH

0
2
1
7



LETTER HEIGHT IS 14" AND 9", CAST ALUMINUM PAINTED FINISH

6
8
7
1



10" CAST RIBBON FONT PAINTED FINISH

Fabricated

Fabricated letters are a great option for larger scale projects. They can be several inches deep allowing room for LED lighting. They can have a translucent acrylic face or have a back-lit halo effect.



23" LOGO AND 6" LETTERS, STAINLESS STEEL CUSTOM FABRICATED PAINTED, BACK LIT (HALO)




32" HIGH, 4" DEEP STAINLESS STEEL CUSTOM FABRICATED LETTERS



8" HIGH FABRICATED STAINLESS STEEL, PAINTED FACE LOGO, BACK LIT (HALO)



8" HIGH STAINLESS STEEL CUSTOM FABRICATED LOGO, BACK LIT (HALO)



6" HIGH ALUMINUM LOGO WITH 12" REVERSE CHANNEL LETTER, BACK LIT (HALO)



20" HIGH ALUMINUM PAINTED, BACK LIT (HALO)

Custom Fabrication


Make a bold statement with custom fabricated letters and graphics. This is a perfect choice when you want your message to stand out. Our highly trained and experienced craftsman can fabricate your design to exact specification.



3/16" THICK PRECISION CUT ALUM. MECHANICALLY MOUNTED TO 1-1/2" ROUND PIPE AND SUSPENDED WITH STAINLESS STEEL CABLES AND EYEBOLTS.



1/8" THICK PRECISION CUT ALUM. MECHANICALLY MOUNTED TO 15" X 5" PERFORATED ALUM. PANELS HELD IN PLACE WITH 1/2" STAINLESS STEEL BOLTS & COMPRESSION SPRINGS



24" LONG CUSTOM TRANSLUCENT WHITE PANEL WITH VINYL TEXT, SUSPENDED GYFORD STRUCTURED LIGHT GRIPPERS AND CABLE.



18" HIGH, 3/8" THICK ALUM. WITH RANDOM PATTERN SWIRL FINISH, PROJECTED 4" OFF WALL.



4" HIGH PRECISION CAST ALUMINUM LETTER WITH CUSTOM SHAPED PERFORATED ALUMINUM PANELS WITH ALUMINUM FRAMES



6" DIAMETER 3-DIMENSIONAL CUSTOM SEAL, BRUSHED AND POLISHED ALUMINUM.

GENERAL CONSIDERATIONS/ OPTIONS

SIZE

MINIMUM HEIGHT AVAILABLE
Acrylic: 1/2" PCMetal: 1" Cast Metal: 2"

DEPTH OPTIONS
Precision Cut Metal and Acrylic: 1/16" 1/8" 3/16" 1/4" 3/8" 1/2"
Cast Metal: Options are determined by letter style & size
Size options depend on material availability.

FINISHES

Acrylic Clear or Painted Color, first surface, subsurfaced
Aluminum Brush Satin, Polished or Painted Color
Bronze Brush Satin, Polished or Patina
Brass Brush Satin or Polished
Grain can be requested as vertical or horizontal

COLORS

Crimson Red	Jonquil Yellow	Mardi Gras Teal	Lily Morado	Taco Sand Beige	Brushed Aluminum
Mexicali Red	Mustard	Mediterranean Sky	Deep Purple	Cool Grey	Tucson Gold
Bright Orange	Forest Green	Bluest Blue	Burgundy Maroon	Natural White	Dark Bronze
Salmon	Spring Green	Electrical Blue	Cabot Trail	Anodic Black	Old Copper

Colors shown above are representations and not meant for exact matches.
Any standard Matthews Acrylic Polyurethane (MAP) colors are available. Custom colors can also be matched. Satin finish is standard.

POPULAR FONTS

Century	Bembo	ZapfHumnst
*Garamond	Perpetua	*COPPERPLATE
Georgia	*Arial	*AvantGarde
*Goudy	*Futura	*Optima
Rockwell	Folio	<i>Brush Script</i>
*Times	*Helvetica	<i>Mistral</i>
*Palatino	*Eurostile	<i>Lobster Two</i>
Baskerville	Verdana	*Gill Sans
Universe 65	Corbel	Gill Sans Condensed

*Indicates fonts available in cast patterns.
CCSW can produce virtually any font as well as custom typefaces.
Some fonts may need to be manipulated to be machinable.

MOUNTING

FLUSH **PROJECTED** **FOAM TAPE**

Stud mounted. Graphic is flush with the substrate. Stud mounted. Graphic is projected with a sleeve. Mounted with 3M VHB tape. Ideal for small acrylic graphics.

SINGLE BAR **DOUBLE BAR** **FREE STANDING**

Letters mounted to a C-Channel rail. Letters mounted to two C-Channel rails. Letters mounted to a C-Channel rail.

LIGHTING

FACE-LIT
Face-lit letters are available with a cut-out face and translucent acrylic insert.

BACK (HALO) LIT
Back-lit letters are available with clear or light diffused LEXAN backs.

LETTER VISIBILITY CHART

Height	Max. Impact	Max. Readability
3"	30'	100'
6"	60'	200'
9"	90'	400'
12"	120'	525'
15"	150'	630'
18"	180'	750'
24"	240'	1000'
30"	300'	1250'
42"	420'	1750'

HOW TO ORDER:

SPECIFY
MATERIAL, FONT, SIZE, DEPTH, COLOR, FINISH, MOUNTING AND NUMBER OF SETS

SUBMITTING ARTWORK
Submit artwork as a vector graphic file. Convert all text to outlines or curves.

www.ccswwsignsystems.com

800.322.4515 or sales@ccstampworks.com

P.O. Box 2189 502 S. Staples Corpus Christi, TX 78403